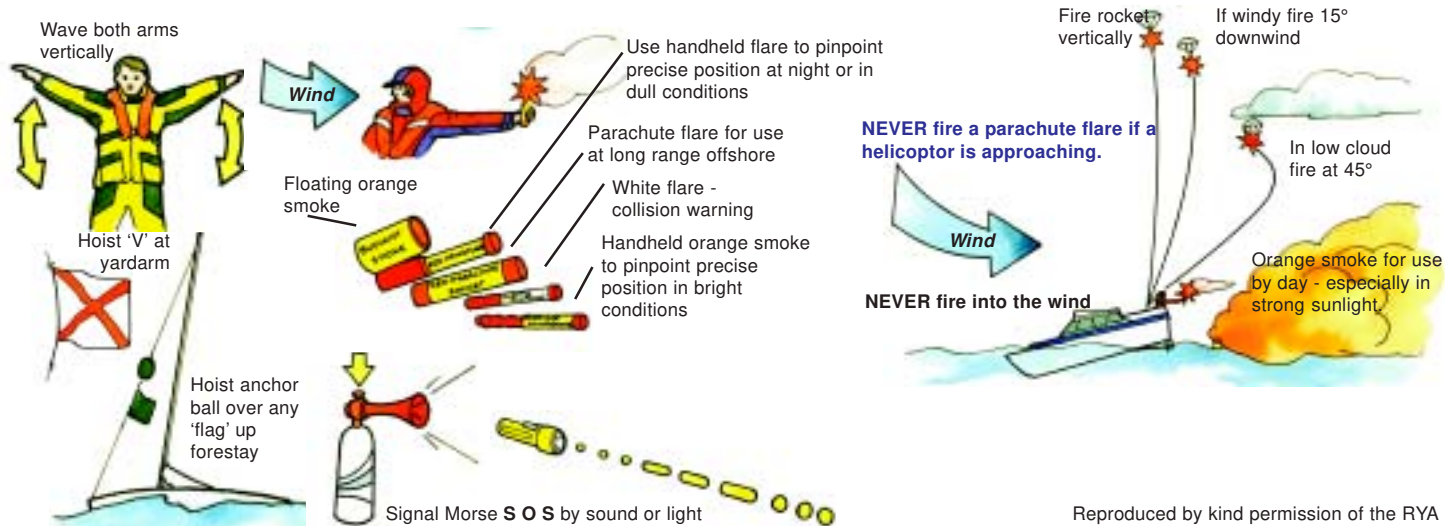


# DISTRESS SIGNALS




## LIFE SAVING SIGNALS

### Search and Rescue Unit Replies

You have been seen, assistance will be given as soon as possible.



Orange smoke flare



Three white star signals or three light & sound rockets fired at approx. 1 minute intervals.

### Shore to Ship Signals

Safe to land here

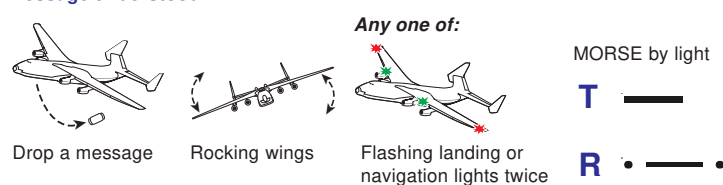


Unsafe to land here. Additional signals mean safer landing in direction indicated

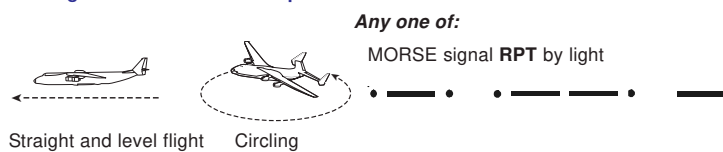


### Air to Surface Replies

Message understood



Message NOT understood - Repeat



### Surface to Air Signals

Message

International Code of Signals

ICAO Visual Signals

I require assistance



V

I require medical assistance



W

No or Negative



N

Yes or affirmative



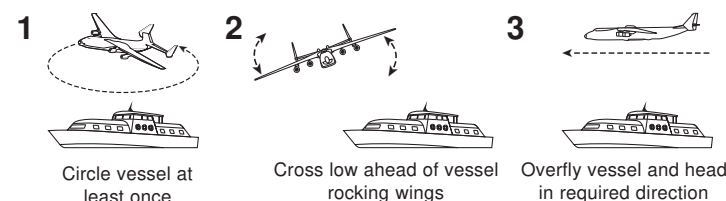
Y

Proceeding in this direction




### Air to Surface Direction Signals

Sequence of 3 manoeuvres meaning proceed in this direction



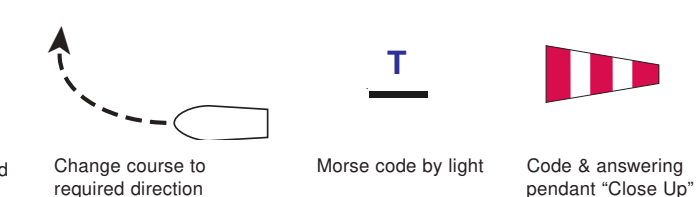
Your assistance is no longer required




As a non preferred alternative to rocking wings, varying engine tone or volume may be used.

### Surface to Air Replies

Message understood - I will comply



I am unable to comply



Reproduced by kind permission of MCA. It is believed that this document meets the requirements of SOLAS V for leisure craft to carry an illustrated presentation of Life Saving Signals. Adapted by North West Venturers Yacht Club for cabin display.